



General Features

- ◆ UPS and EPS
- ◆ Emergency light
- ◆ Railway signal and aircraft signal system
- ◆ Marine and power stations
- ◆ Alarm and security system
- ◆ Electronic apparatus and equipment
- ◆ Communication power supply, DC power supply



Battery Type	Valve-Regulated, Absorbed Glass Mat (AGM) Technology			
Nominal Voltage	12V			
Capacity(25°C)	20HR(2.25A, 1.8V/cell)	10HR(4.20A, 1.80V)	5HR(7.31A, 1.75V)	1HR(26.0A, 1.60V)
	45.0AH	42.0AH	36.55AH	26.0AH
Dimensions	Length	Width	Height	Total Height
	197mm(7.76inches)	165mm(6.50inches)	170mm(6.69inches)	170mm(6.69inches)
Approx Weight	Approx 14.5 kg (31.97lbs)			
Internal Resistance	Full Charged at 25°C : Approx 9mΩ			
Self Discharge	3% of capacity declined per month at 25°C			
Capacity affected by Temperature(20HR)	40°C	25°C	0°C	-15°C
	103%	100%	86%	65%
Charging Voltage (V)	Cycle use		Float use	
	14.4V~15.0V at 25°C. Temp. Coefficient -30mV/°C		13.5V~13.8V at 25°C. Temp. Coefficient (-20mV/°C)	
Current	Max. Discharge Current		Initial Charging Current	
	540A		Less than 13.5A	
Operating Temp. Range	Discharge		Charging	
	-15~50°C (5~122°F)		0~40°C (32~104°F)	
	Storage			
			-15~40°C (5~104°F)	

Constant Current Discharge (Amperes) at 25 °C (77°F)

F.V/Time	10min	15min	20min	30min	45min	1h	2h	3h	4h	5h	6h	8h	10h	20h
1.85V/cell	49.1	41.3	36.7	30.4	23.5	20.1	13.0	9.77	8.01	6.74	5.90	4.73	4.07	2.17
1.80V/cell	56.2	46.4	40.5	33.0	25.3	21.2	14.0	10.5	8.51	7.14	6.25	4.98	4.20	2.25
1.75V/cell	63.9	52.3	44.8	35.9	27.6	23.1	14.5	10.9	8.80	7.31	6.45	5.15	4.31	2.30
1.70V/cell	72.1	58.0	49.5	39.2	29.7	24.4	15.3	11.5	9.20	7.73	6.76	5.37	4.48	2.36
1.65V/cell	77.5	62.1	52.6	41.4	31.5	25.3	15.9	12.0	9.56	7.97	6.99	5.55	4.60	2.44
1.60V/cell	85.2	68.1	57.1	44.1	32.7	26.0	16.3	12.3	9.77	8.17	7.14	5.64	4.70	2.48

Constant Power Discharge (Watts/cell) at 25 °C (77°F)

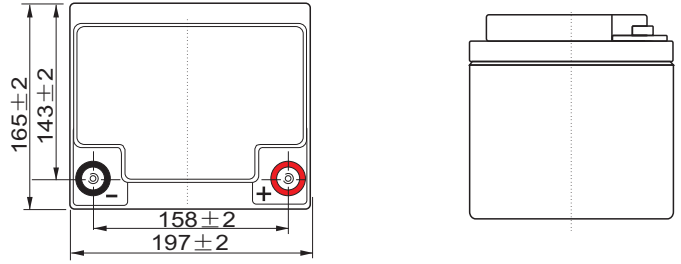
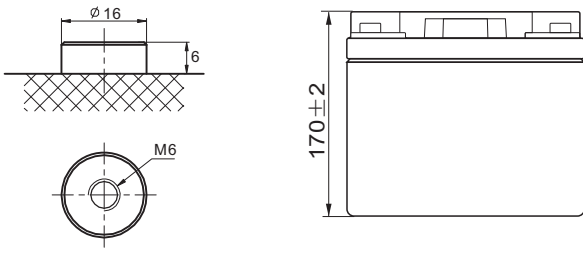
F.V/Time	10min	15min	20min	30min	45min	1h	2h	3h	4h	5h	6h	8h	10h	20h
1.85V/cell	91.8	77.9	69.8	58.6	45.6	39.1	25.5	19.2	15.8	13.3	11.7	9.44	8.14	4.34
1.80V/cell	103.8	86.4	76.1	62.6	48.8	41.1	27.2	20.6	16.7	14.1	12.4	9.91	8.38	4.49
1.75V/cell	116.0	96.2	83.3	67.5	52.7	44.6	28.2	21.3	17.2	14.4	12.7	10.2	8.60	4.60
1.70V/cell	128.1	105.2	91.3	73.3	56.6	47.0	29.7	22.4	18.0	15.2	13.3	10.6	8.92	4.71
1.65V/cell	136.3	111.8	96.4	76.7	59.3	48.3	30.6	23.2	18.6	15.6	13.7	11.0	9.16	4.85
1.60V/cell	146.5	120.4	103.6	81.3	61.3	49.5	31.2	23.7	19.0	15.9	14.0	11.1	9.33	4.92



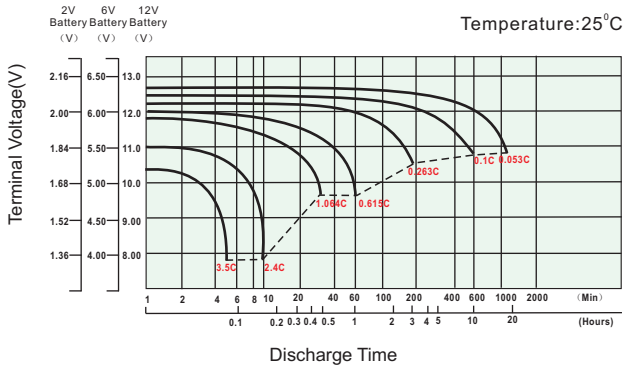
Dimensions

T6 Terminal

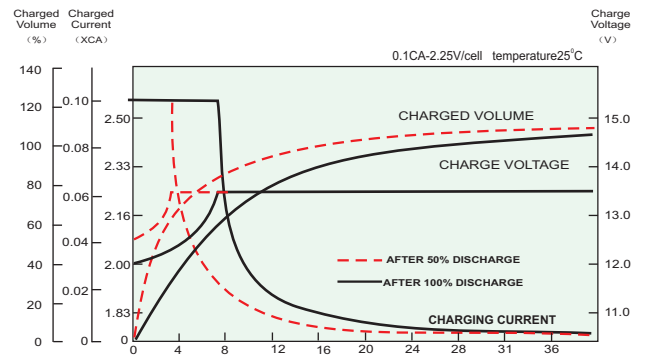
Unit: mm



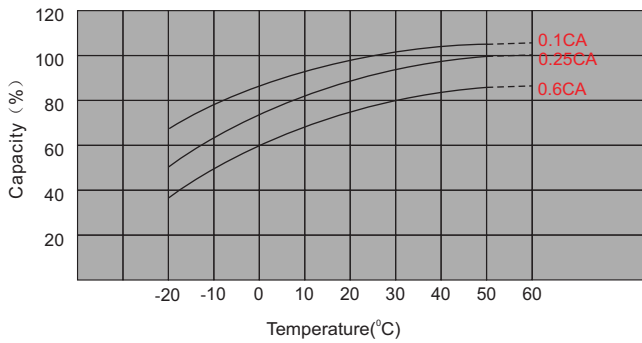
Discharge Characteristics



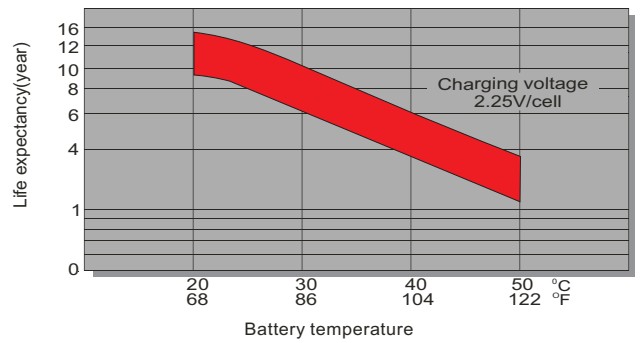
Float Charging Characteristics



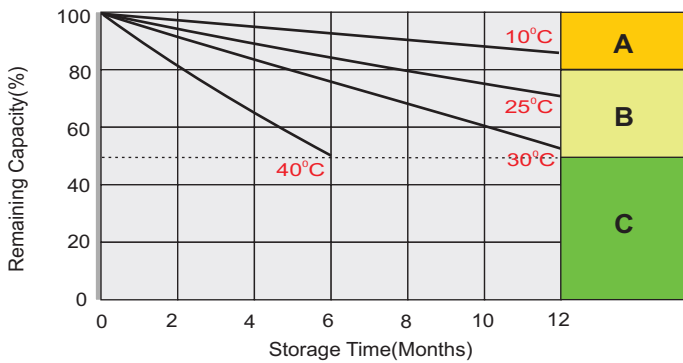
Temperature Effects in Relation to Battery Capacity



Effect of Temperature on Long Term Float Life



Self Discharge Characteristics



- A** No supplementary charge required
(Carry out supplementary charge before use if 100% capacity is required.)
- B** Supplementary charge required before use. Optional charging way as below:
 1. Charged for above 3 days at limited current 0.25CA and constant volatge 2.25V/cell.
 2. Charged for above 20hours at limited current 0.25CA and constant volatge 2.45V/cell.
 3. Charged for 8~10hours at limited current 0.05CA .
- C** Supplementary charge may often fail to recover the capacity.
The battery should never be left standing till this is reached.